

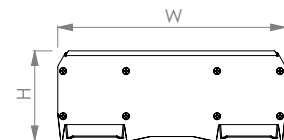
## Technical Specification

## ACE-HP-D

<b>Product Name:</b>	ACE-HP-D (ACE High Powered – Double)
<b>Category:</b>	Linear Light
<b>Description:</b>	Double High-powered linear light with Osram LEDs and advanced lens technology



### Dimensions



Product Code	Length (mm)	Width (mm)	Height (mm)
ACE-HP-D	1140	155	64

## Technical Specification

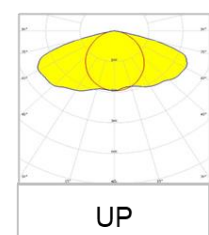
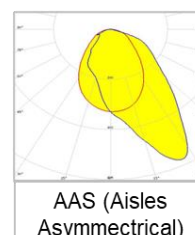
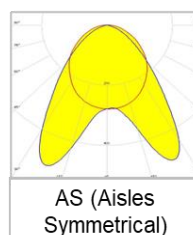
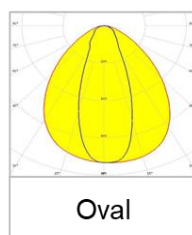
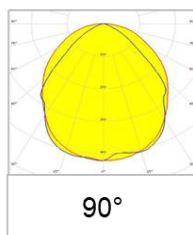
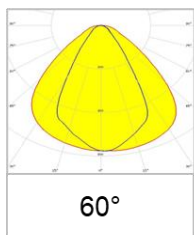
## ACE-HP-D

<b>Fitting Material</b>	All powder coated Aluminium construction
<b>Available finishes</b>	<b>WT</b> (White), <b>BK</b> (Black), <b>AL</b> (Aluminium), <b>MS</b> (Matt Silver)
<b>Power connection</b>	<b>3C5A</b> (3m 5A cord set) or 1 AC power feed per complete luminaire
<b>Optic Type</b>	60°, 90°, O (Oval), AS (Aisle Symmetric), AAS (Aisle Asymmetric)
<b>IP Rating</b>	IP40
<b>LED Colours (CCT)</b>	High-Efficiency Osram LEDs - 3000K, 4000K, 5000K, 5700K, 6500K
<b>Colour Rendering Index (CRI)</b>	CRI80+   CRI90+ available on request
<b>LED Colour Consistency</b>	<3 SDCM
<b>LED Lifetime</b>	L80B10 > 50,000 hrs at Ta = 25° Celsius
<b>Operating Voltage/ Frequency</b>	Operating Voltage/ Frequency: 220 – 240 V/ 50 – 60 Hz
<b>PF</b>	Control gear power factor > 0.95
<b>Control Options</b>	Non-Dim, DALI
<b>Optional Add-ons</b>	Available with built-in emergency gear
<b>Mounting Type</b>	Suspended.
<b>Warranty</b>	5-year warranty as per LEDwise standard terms of the warranty
<b>Manufacture</b>	Designed and Manufactured in South Africa
<b>Fitting Material</b>	All powder-coated aluminium construction

### Optical and Electrical Characteristics

Product Code	Plug Power (W)	Power per metre (W/m)	LED Colour Code	Colour Temp (K)	Luminaire Luminous Flux (lm) *	LED Luminous Flux (lm) *	Luminaire Luminous Efficacy (lm/W) *
<b>ACE-HP-D-1140</b>	150W	2x 66	4080	4000	2x 9958	2x 11 715	133
			5780	5700			
	168W	2x 74	4080	4000	2x 10 986	2x 12 924	131
			5780	5700			
	206W	2x 90	4080	4000	2x 12 985	2x 15 276	126
			5780	5700			

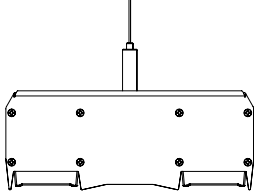
\* Values accurate to within 10%



## Technical Specification

## ACE-HP-D

Product Ordering Code						
<i>Example: ACE - HP - D - 1140 - 150W - 4080 - 90° - WT - N</i>						
ACE-HP-D	1140	150W	4080 (4000K  CRI80)	90°	WT	N
Product Code	Length (mm)	Power (W)	LED Colour	Beam Angle	Fitting Colour	Control

Mounting Options	
<b>Suspended</b>	

Document Info
ACE-HP-D Rev 2