


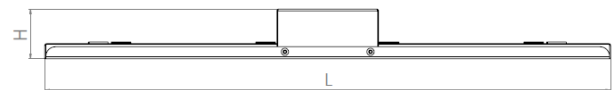
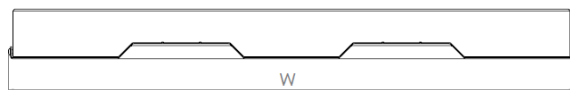
## Technical Specification

## RLP-P

|                      |   |
|----------------------|---|
| <b>Product Name:</b> | RLP-P   |
| <b>Category:</b>     | Recessed Lensed Products – Deep Recess        |
| <b>Description:</b>  | Recessed panel format lensed LED panel lights |



### Dimensions

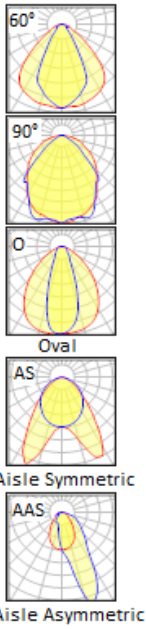


| Product Code | Width (mm) | Length (mm) | Height (mm) |
|--------------|------------|-------------|-------------|
| RLP-P-6x6    | 595        | 595         | 52          |
| RLP-P-12x6   | 595        | 1195        | 52          |

|                                     |   |
|-------------------------------------|---|
| <b>Fitting Material</b>             | Powder coated sheet metal housing                         |
| <b>Available finishes</b>           | Powder coated white, custom colours on request            |
| <b>Optic Type</b>                   | Lens  |
| <b>IP Rating</b>                    | IP20  |
| <b>Mounting Type</b>                | Lay-in ceiling mount / suspended                          |
| <b>LED Colours (CCT)</b>            | 3000K, 4000K (others on request)                          |
| <b>LED Colour Consistency</b>       | <3 SDCM   |
| <b>Colour Rendering Index (CRI)</b> | CRI80 , (CRI90 on request)                                |
| <b>LED Lifetime</b>                 | L80B10 >50,000 hrs at Ta = 25° Celsius                    |
| <b>Control Options</b>              | non-dim (N), DALI (DALI)                                  |
| <b>Operating Voltage/ Frequency</b> | 220 – 240 V/ 50 – 60 Hz                                   |
| <b>Optional Add-ons</b>             | Min. 1 hour emergency version available                   |
|                                     | Compatibility with specific motion or light sensors       |
| <b>Features</b>                     | Available in all common panel sizes                       |
| <b>Warranty</b>                     | 5 year warranty as per LEDwise standard terms of warranty |
| <b>Manufacture</b>                  | Designed and Manufactured in South Africa                 |


## Technical Specification

## RLP-P

| Optical and Electrical Characteristics |                |                 |                 |         |                                |                                      |  |
|--|----------------|-----------------|-----------------|---------|--------------------------------|--------------------------------------|--|
| Product Code                           | Plug Power (W) | LED Colour Code | Colour Temp (K) | Min CRI | Luminaire Luminous Flux (lm) * | Luminaire Luminous Efficacy (lm/W) * | Beam Angles  |
| RLP-P-6x6-24W                          | 24             | WW / NW         | 3000 / 4000     | 80      | 2963                           | 123                                  |  |
| RLP-P-6x6-34W                          | 34             | WW / NW         | 3000 / 4000     | 80      | 4055                           | 119                                  |  |
| RLP-P-6x6-37W                          | 37             | WW / NW         | 3000 / 4000     | 80      | 4612                           | 124                                  |  |
| RLP-P-12x6-46W                         | 46             | WW / NW         | 3000 / 4000     | 80      | 5926                           | 128                                  |  |
| RLP-P-12x6-64W                         | 64             | WW / NW         | 3000 / 4000     | 80      | 8111                           | 126                                  |  |
| RLP-P-12x6-74W                         | 74             | WW / NW         | 3000 / 4000     | 80      | 9224                           | 124                                  |  |

\*Values accurate to within 10%

| Product Ordering Code                           |            |            |            |                |          |  |
|---|------------|------------|------------|----------------|----------|--|
| Example: <b>RLP-P - 6x6 - 24W – NW - WT - N</b> |            |            |            |                |          |  |
| <i>RLP-P</i>                                    | <i>6x6</i> | <i>24W</i> | <i>NW</i>  | <i>WT</i>      | <i>N</i> |  |
| Product Code                                    | Size       | Power      | LED Colour | Fitting Colour | Control  |  |

| Warning                                       |   |
|---|---|
| DO NOT COVER WITH THERMAL INSULATION MATERIAL |  |

| Document Info |
|---------------|
| RLP-P Rev 1   |