

Technical Specification

ML4

Product Name:	ML4
Category:	Module Light
Description:	LED Light Module with 4 x 1.2W Osram LEDs



Features:	Available in Natural and Warm White	Applications:	Hotels
	Not Dimmable		Offices
	4 x 1.2W Osram LEDs		Shops
	Power factor > 0.8		Restaurants
	Max Power Consumption = 6W		Houses
	431 Lumen Output (NW)		(Indoor use only)
	Available in beam angles of 12°, 22° and 36°		
	L70>50,000 hrs at Ta = 25° Celcius		
	Efficacy up to 72 lm/W (NW)		
	Fitting available in Aluminium		
IES Files available on request			

Dimensions		
Product Code	Diameter (mm)	Height (mm)
ML4	50	74

Electrical Characteristics		
Parameter	Value	Unit
LED Drive Current	350	mA
Operating Voltage/Frequency	220-240/50-60	V AC/Hz
Power	6.0	W
Dimming	Non Dimmable	-
Power Factor	>0.8	-
Driver Efficiency	>82	%

Technical Specification

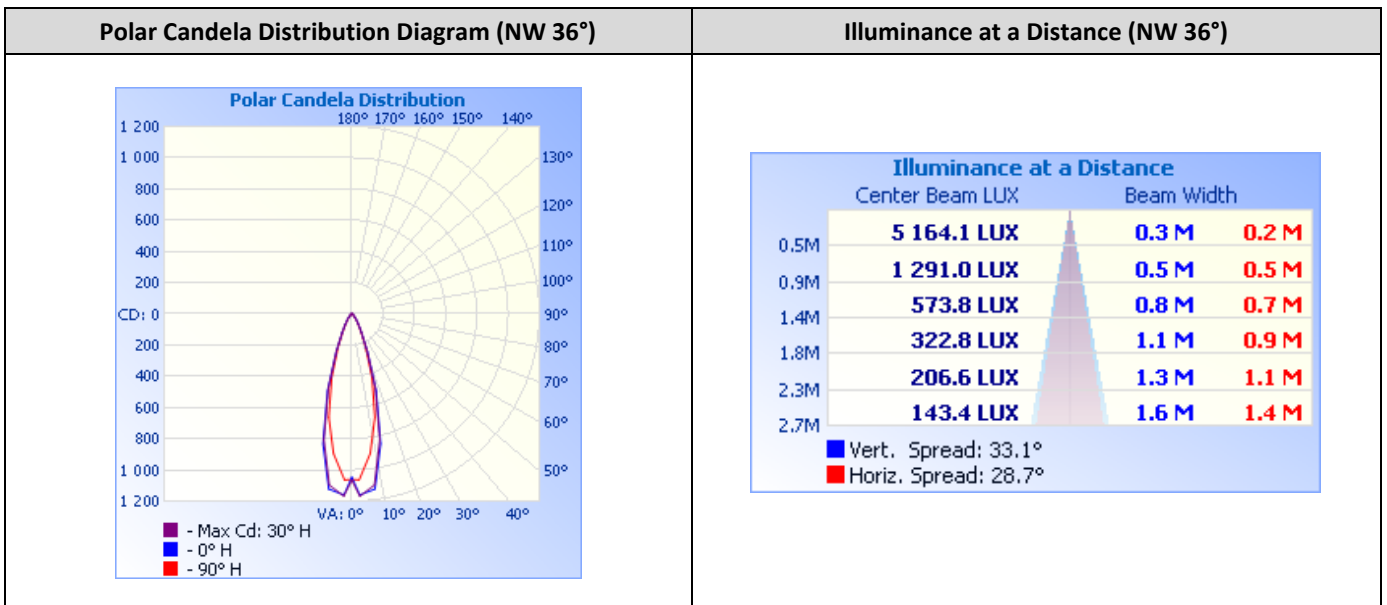
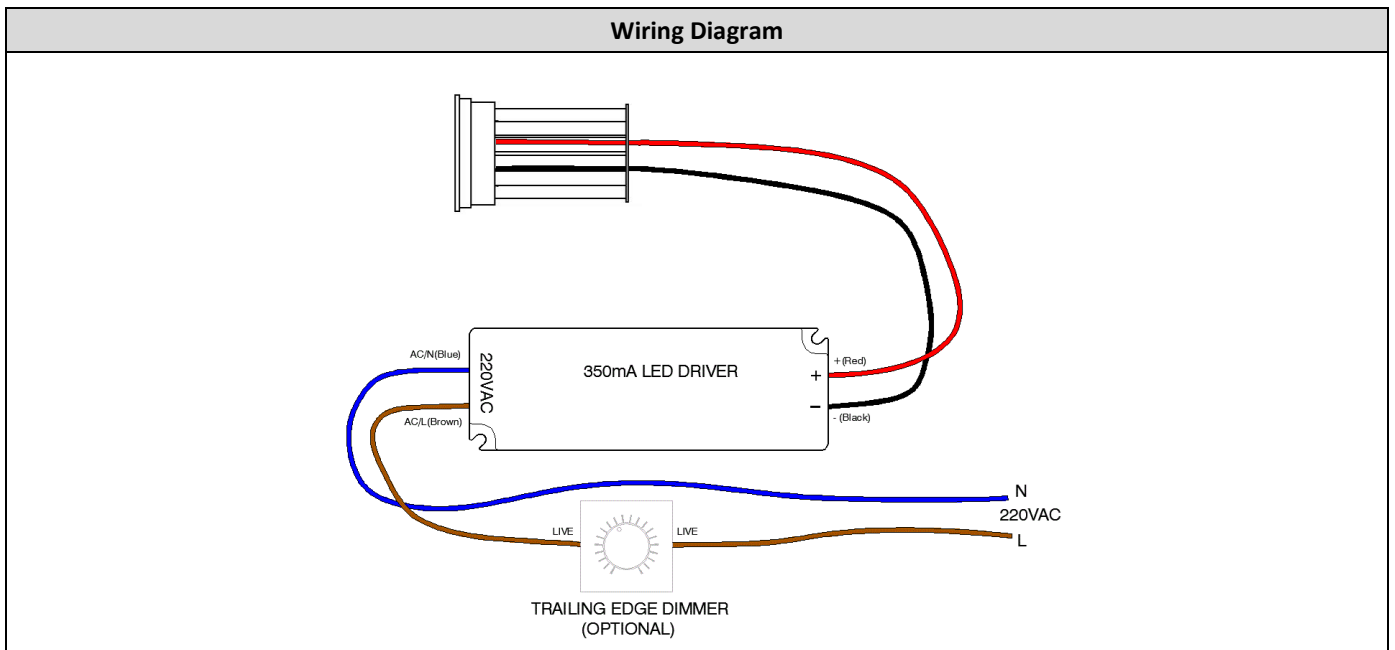
ML4

Optical Characteristics								
Product Code	LED Colour		Colour Temp (K)	Bare LED Intensity (lm) *	Luminaire Intensity (lm) *	Angle (°)	Min CRI	Fitting Colour
ML4	□	NW	4000	479	431	12,22,36	80	Al
ML4	□	WW	3000	445	400	12,22,36	80	Al

* Values accurate to within 10%

NW = Natural White LED Colour
WW = Warm White LED Colour

Wt = White
Al = Aluminium



Technical Specification

ML4

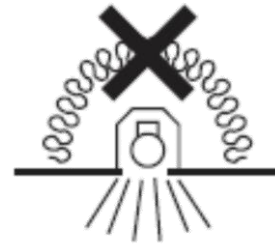
Product Ordering Code

Example: *ML4-NW-36-AL-N*

<i>ML4</i>	<i>NW</i>	<i>36</i>	<i>AL</i>	<i>N</i>
Product Code	Natural White LED Colour	Beam Angle	Fitting Colour	Non-Dimmable

Warning

DO NOT COVER WITH THERMAL INSULATION MATERIAL



Document Info

ML4 Rev 6