

Technical Specification

CL220-30

Product Name:	CL220-30
Category:	Round AC LED Module
Description:	87mm Diameter AC LED Module



Features:	220V AC Operation, Driver on Board (DOB) technology	Applications:	Bulk Head Lighting
	30 high voltage LEDs from Samsung		Downlights
	Power Consumption = 30.4W		
	Power factor > 0.97		
	Lumen Output = 2858 lumen		
	On board MOV surge protection		
	On board thermal management		
	Aluminium PCB		
	Available in Natural and Warm White		
Locally designed and manufactured			



Dimensions		
Product Code	Diameter (mm)	Total Thickness (mm)
CL220-30	87	8

Electrical Characteristics		
Parameter	Value	Unit
AC Input Voltage	220-240	V AC
AC Drive Current	44	mA
Power Factor	0.97	-
AC Power	30.4	W

Technical Specification

CL220-30

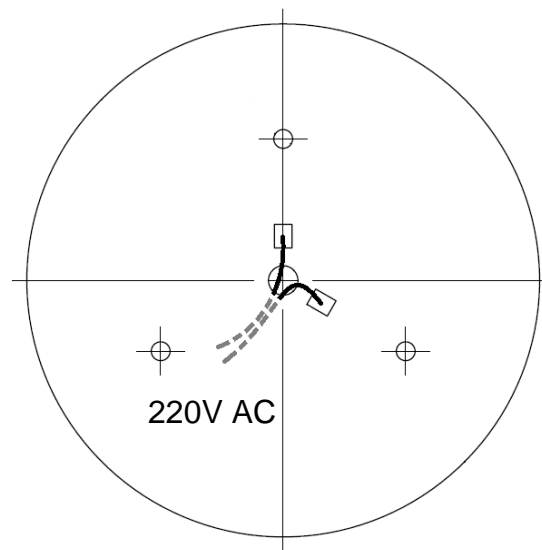
Optical Characteristics

Product Code	LED Colour		CCT (K)	Module Flux (lm)*	Angle (°)	Min CRI
CL220-30-NW		NW	4000	2858	120	80
CL220-30-WW		WW	3000	2713	120	80

*Values accurate to within 10%

NW = Natural White LED Colour
 WW = Warm White LED Colour

Wiring



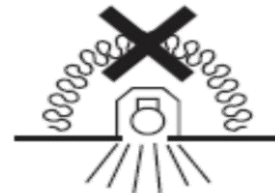
Product Ordering Code

Example: CL220-30-NW

CL220-30	NW			
Product Code	Natural White LED Colour			

Warning

DO NOT COVER WITH THERMAL INSULATION MATERIAL



Document Info

CL220-30 Rev 2