

## Technical Specification

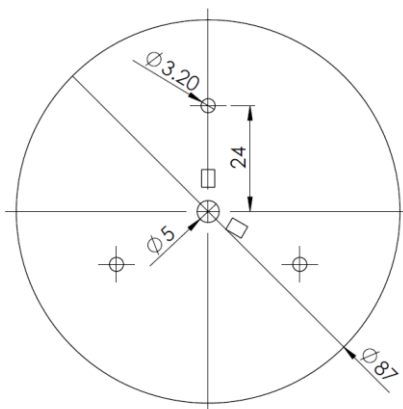
## CL220-30

<b>Product Name:</b>	CL220-30
<b>Category:</b>	Round AC LED Module
<b>Description:</b>	87mm Diameter AC LED Module



<b>Features:</b>	220V AC Operation, Driver on Board (DOB) technology	<b>Applications:</b>	Bulk Head Lighting
	30 high voltage LEDs from Samsung		Downlights
	Power Consumption = 30.4W		
	Power Factor = 0.97		
	Lumen Output = 2858 lumen		
	On board MOV surge protection		
	On board thermal management		
	Aluminium PCB		
Available in Natural and Warm White			
Locally designed and manufactured			

### Dimensions





Product Code	Diameter (mm)	Total Thickness (mm)
CL220-30	87	8

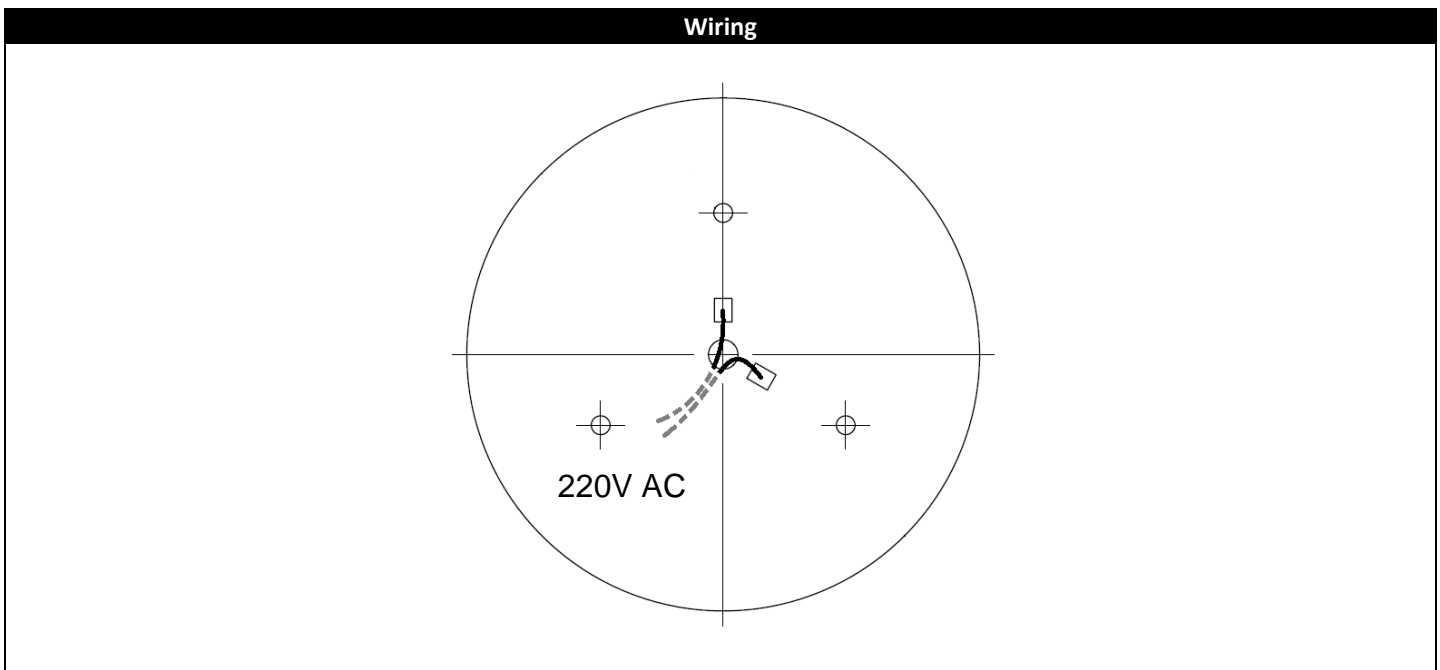
## Technical Specification

## CL220-30

Electrical Characteristics		
Parameter	Value	Unit
AC Input Voltage	220-240	V AC
AC Drive Current	44	mA
Power Factor	0.97	-
AC Power	30.4	W

Optical Characteristics						
Product Code	LED Colour		CCT (K)	Module Flux (lm)*	Angle (°)	Min CRI
CL220-30-NW		NW	4000	2858	120	80
CL220-30-WW		WW	3000	2713	120	80

NW - Natural White      \* Values accurate to within 10%  
 WW - Warm White



Product Ordering Code				
Example: CL220-30-NW				
CL220-30	NW			
Product Code	Natural White LED Colour			

Document Info
CL220-30 Rev 2