

Technical Specification

PL-900-BV

Product Name:	PL-900-BV
Category:	LED Parking Garage Light
Description:	High efficiency surface mount LED channel light with Osram LEDs and advanced diffuser technology



Features	Applications
Available in Natural and Warm White	Parking Garages
Dimmable on request	Retail Lighting
High Efficiency Osram LEDs	Office Lighting
Power factor > 0.98	Replaces open channel & vapour proof fluorescents
Available in 29W, 34W, 40W, 48W, 57W and 63W	
2821 - 6045 lumens	
Diffusion optimized for efficiency & lamp hiding	
IP53 (IP54 version available)	
L70 > 50,000 hrs at Ta = 25° Celsius	
5 year guarantee on full luminaire	
System efficacy of 96 lm/W	
Fitting available in White, Grey, Black	
Locally designed and manufactured	
IES Files available on request	
Vapour proof type spring clip for easy mounting	
PIR Sensor Switching on request	
Built-in Emergency gear on request	

Dimensions















Product Code	Length (mm)	Width (mm)	Height (mm)
PL-900-BV	900	125	57

Technical Specification

PL-900-BV

Electrical Characteristics		
Parameter	Value	Unit
LED Drive Current	83 - 131	mA
Operating Voltage/Frequency	220-240/50-60	V AC/Hz
Dimming	Dimmable on Request	-
Power	29 - 63	W
Power Factor	>0.98	-
Driver Efficiency	>90	%
**Emergency Mode	5	W
**Emergency Duration	3	Hr

** Optional emergency gear

Optical Characteristics						
Product Code	LED Colour	Colour Temp (K)	Luminaire Intensity (lm) *	Angle (°)	Min CRI	Fitting Colour
PL-900-29W-BV	 NW	4000	2821	130 x 90	80	Wt,Gr,Bk
	 WW	3000				
PL-900-34W-BV	 NW	4000	3353	130 x 90	80	Wt,Gr,Bk
	 WW	3000				
PL-900-40W-BV	 NW	4000	3836	130 x 90	80	Wt,Gr,Bk
	 WW	3000				
PL-900-48W-BV	 NW	4000	4734	130 x 90	80	Wt,Gr,Bk
	 WW	3000				
PL-900-57W-BV	 NW	4000	5415	130 x 90	80	Wt,Gr,Bk
	 WW	3000				
PL-900-63W-BV	 NW	4000	6045	130 x 90	80	Wt,Gr,Bk
	 WW	3000				

W = Warm White LED Colour

NW = Natural White LED Colour

* Values accurate to within 10%

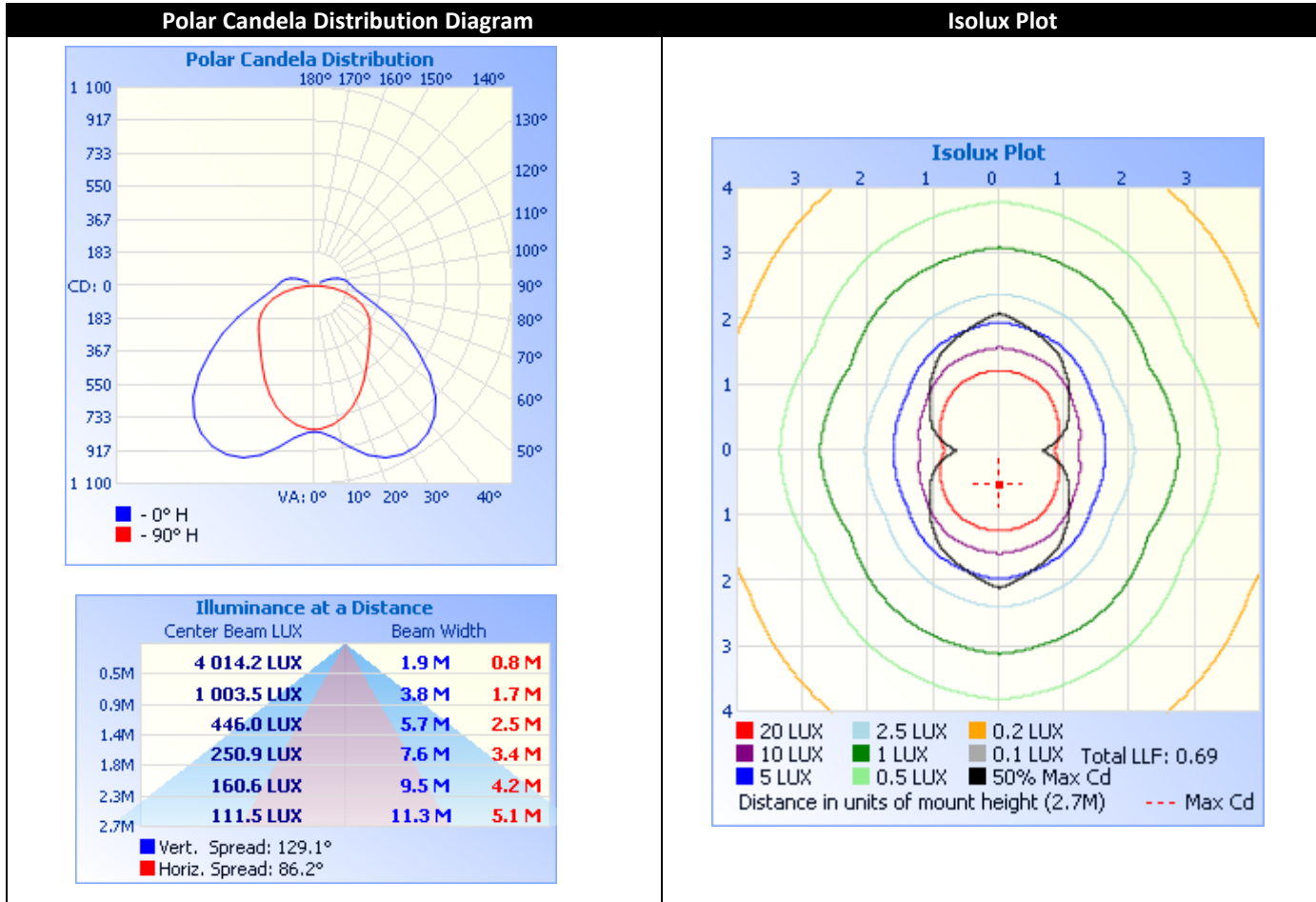
Wt = White

Gr = Grey

Bk = Black

Technical Specification

PL-900-BV



Product Ordering Code

Example: *PL-900-29W-BV-NW-WT-N*

<i>PL-900-BV</i>	<i>29W</i>	<i>NW</i>	<i>WT</i>	<i>N</i>
Product Code	Power	Natural White LED Colour	Fitting Colour	Non-Dimmable

Warning

DO NOT COVER WITH THERMAL INSULATION MATERIAL

Document Info

PL-900-BV Rev 4
