

Technical Specification

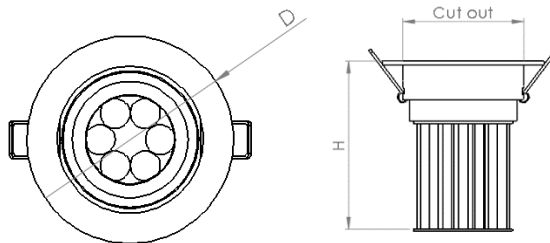
CL7

Product Name:	CL7
Category:	Ceiling Light
Description:	Recessed LED Ceiling light with 7 x 1.2W Osram LEDs



Features:	Available in Natural and Warm White	Applications:	Hotels
	Dimmable		Offices
	7 x 1.2W Osram LEDs		Shops
	Power factor > 0.87		Restaurants
	Max Power Consumption = 9.6W (Dimmable)		Reception Counters
	722 Lumen Output – Natural White		Display Cabinets
	Available in beam angles of 15°, 20° and 40°		Houses
	L70 > 50,000 hrs at Ta = 25° Celsius		(Indoor use only)
	Min Efficacy of 70 lm/W		
	Fitting available in White and Aluminium		
IES Files available on request			

Dimensions





Product Code	Diameter (mm)	Height (mm)	Cut-Out Diameter (mm)
CL7	90	92	74

Technical Specification

CL7

Electrical Characteristics			
Parameter	Value		Unit
LED Drive Current	350		mA
Operating Voltage/Frequency	220-240/50-60		V AC/Hz
Dimming	Phase Control	Non Dimmable	-
Power	9.6	8.9	W
Power Factor	>0.97	>0.87	-
Driver Efficiency	>80	>83	%

Optical Characteristics								
Product Code	LED Colour		Colour Temp (K)	Bare LED Intensity (lm) *	Luminaire Intensity (lm) *	Angle (°)	Min CRI	Fitting Colour
CL7		NW	4000	840	722	15,20,40	80	Wt,Al
CL7		WW	3000	780	670	15,20,40	80	Wt,Al

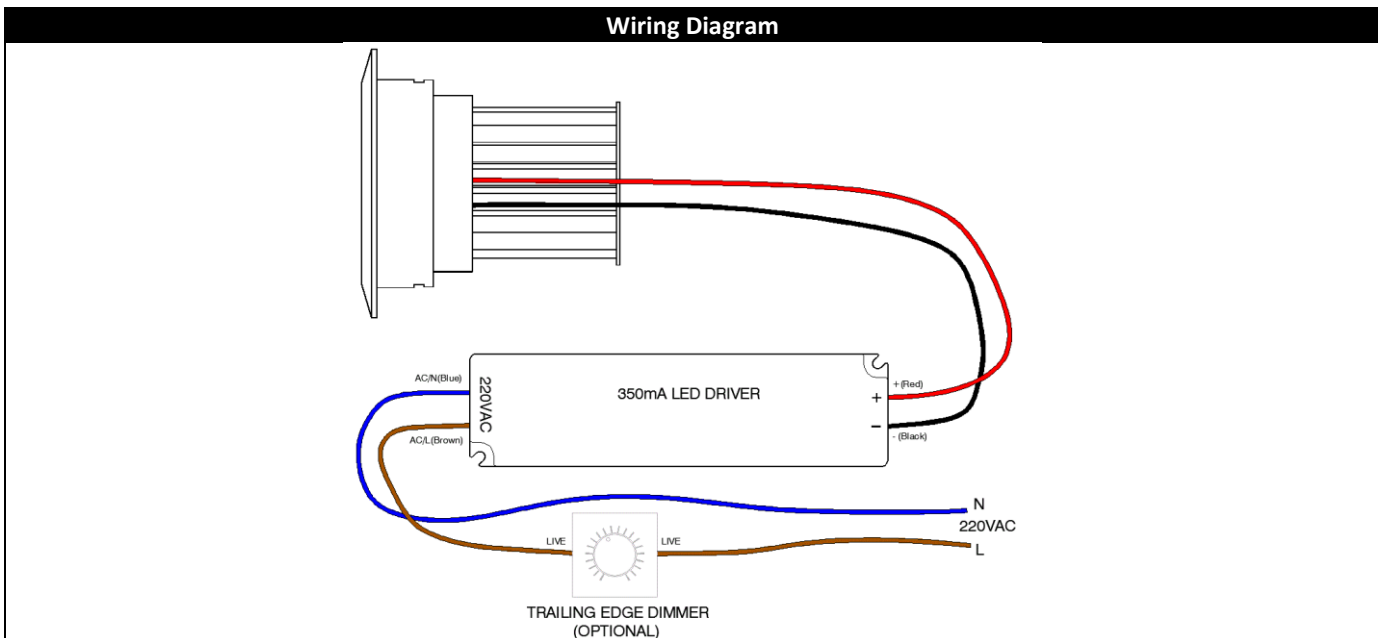
NW = Natural White LED Colour

WW = Warm White LED Colour

* Values accurate to within 10%

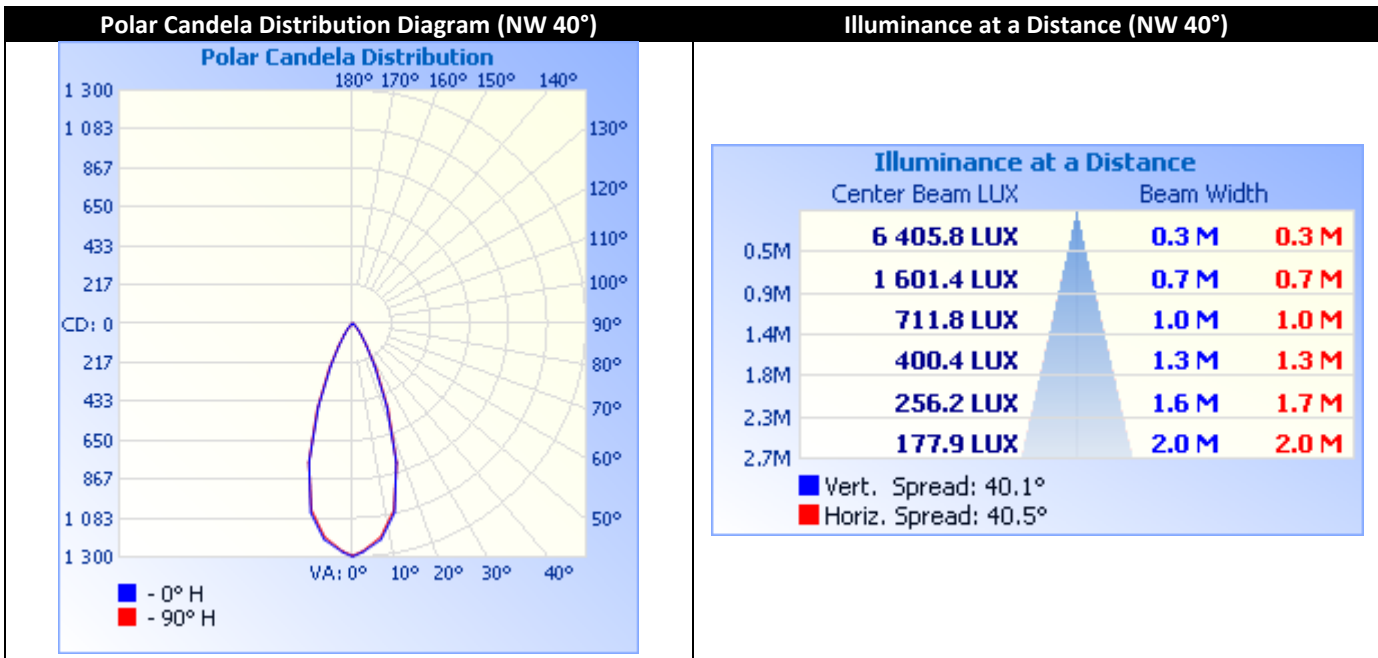
Wt = White

Al = Aluminium



Technical Specification

CL7



Product Ordering Code

Example: *CL7-NW-40-WT-N*

<i>CL7</i>	<i>NW</i>	<i>40</i>	<i>WT</i>	<i>N</i>
Product Code	Natural White LED Colour	Beam Angle	Fitting Colour	Non-Dimmable

Warning

DO NOT COVER WITH THERMAL INSULATION MATERIAL

Document Info

CL7 Rev 8
